



VEHICLE OVERVIEW



MS 260 MODEL LITHIUM

The game-changing stock chaser.

The industry's most versatile stand-up stock chaser / order picker now offers even more. More capacity: up to 6,000 lbs. for towing and 1,750 lbs. for loads. More standard features: leaf spring suspension, integrated 2-step ladder and loading anchors, USB charger, storage compartments, fully protected electrical components and more. More options: AC powertrain and robust front rubber bumper. Of course, the MS-260 still has a long list of standard driver-friendly features: 59" deck, dual front wheels, short turning radius, light touch controls, padded backrest, ergonomic driving position, low-step entry.... And as always, it can be fully customized.



Stock chasers

Other Models : 24V, 48V, 36V, 48V XL

 PASSENGERS
1

 LOAD CAPACITY
1,750 lbs

 TOWING CAPACITY
6,000 lbs

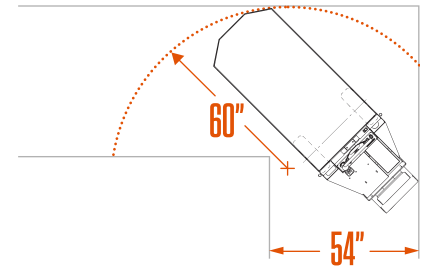
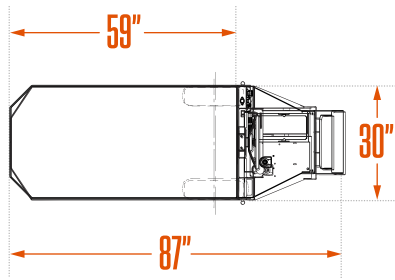
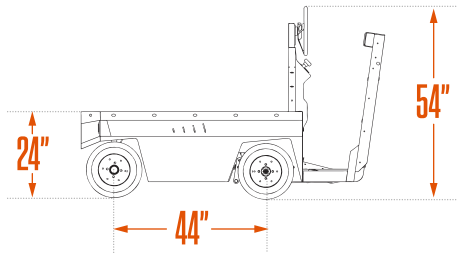
 SPEED MPH
8 mph

 TURNING RADIUS
60"



FEATURES

- Stability-boosting dual front wheels
- Energy-saving regenerative braking
- Built-to-last all-steel unibody construction
- Recessed dual headlights
- USB and 12V aux chargers, backlit and sealed buttons
- 2-step ladder on backrest
- EE rating available



Dimensions

VEHICLE

Height	54"	1,372 mm
Length	87"	2,210 mm
Width	30"	762 mm
Wheel Base	43.5"	1,105 mm
Ground Clearance	4.5"	114 mm

DECK

Height	23"	584 mm
Width	29.3"	743 mm
Length	59.3"	1,505 mm

UNIT WEIGHT

With Batteries	796 lbs	361 kg
Without Batteries	670 lbs	304 kg

BATTERIES

Height	n/a	n/a
Length	n/a	n/a
Width	n/a	n/a
Weight - Min	n/a	n/a
Weight - Max	n/a	n/a

Performances

VEHICLE

Passengers	1	
Load Capacity	1,750 lbs	794 kg
Tow Capacity	6,000 lbs	2,722 kg
Drawbar Pull - Normal	150 lbs	667 N
Drawbar Pull - Ultimate	500 lbs	2,224 N
Speed MPH	8 mph	13 km/h
Turning Radius	60"	1,524 mm

Vehicle shown may have optional accessories and is provided for illustrative purposes only.

Specifications and standard equipment are subject to change without notice.

Specifications

POWERTRAIN

Motor	15 HP brushless AC motor
Controller	Electronic AC speed controller
Drive Axle	Helical gear differential
Brakes	Self-adjusting H.D. drum brakes, automatic parking brake, regenerative braking
Wheels	Pneumatic LRC tires
Transmission	Direct drive
Suspension	Leaf springs rear suspension system, dual front wheels to ensure the stability
Starter	n/a
Clutch	n/a
Engine	n/a

ENERGY

Voltage	48 Volt
Battery	48V-120Ah Lithium-ion 6.2Kwh or 48V-180Ah Lithium-ion 9.3Kwh
Charger	48V High-frequency on-board charger 1.2Kwh or 2.4Kwh
Alternator	n/a
Fuel	n/a

CHASSIS

Body	All-steel unibody construction, powder coating
Color	Security orange or federal yellow
Lights	LED dual headlights

OPERATOR COMPARTMENT

Steering	Automotive steering wheel
Seats	Padded backrest
Indicators	Multifunction display including speedometer, battery state of charge, hour meter, odometer and fault warnings. Password-protected parameters and monitoring capability
Safety	Reverse alarm, deadman foot switch, horn, emergency stop button, jam-free pedal, anti slip griptape, charging interlock switch
Accessories	USB charger, 48V/12V converter for 12-volt accessories, backlit and sealed buttons

Standards

Conforms to UL 558 and ANSI B56.8



POPULAR OPTIONS

GET THE IDEAL VEHICLE FOR THE JOB.

With unlimited configurations, we make customization quick, easy and affordable.

Body Options

MS260-BUMPER01 Front steel protective guard

Decks

MS260-DECK08 Rubber mat on deck

Driver Area Options

MS260-041 Clipboard with clip and lip

Equipments

260-053 6-step ladder with operator backrest with solid softy front tires

Hitches

260-056 Clevis type hitch (5/8") with safety spring

Seats

MS260-LADDER00H 12" comfort backrest (8" taller than standard)"

MS260-SEAT01 Sit-down / Stand-up seat (requires solid softy rubber wheels)

The list above shows the most popular options for this vehicle. More options are available. To learn more about the MS - 260 - Lithium options, please contact your representative. Options, specifications and standard equipment are subject to change without notice.



(844) 432-4724

fairchildequipment.com



www.motrec.com