

ARTICULATING BOOMS



SIMPLY RELIABLE

Skyjack's focus on designing machines for the rental industry contributes to leading life cycle value achieved through:

- Competitive acquisition costs
- Consistently high residual values
- A reputation for robustness and reliability

Minimal machine downtime keeps units out on rent longer, earning you more money. Proven designs are what make all Skyjack models Simply Reliable.

DESIGNED FOR RENTAL

Skyjack became an industry leader by providing machine features that combine durability, quality, and serviceability, making our products world renowned for product reliability.

Our team understands the importance of maximum uptime, so our equipment is designed to provide just that. All major service points are easily accessible, enabling straight-forward troubleshooting and repairs.

Our in-house network of sales, service, and support spans worldwide. Since Skyjack was formed in 1985, we've grown to nearly 2,000 employees across 10 different countries. We have a network of long-term partners and work hand-in-hand with other business leaders and associations to contribute to a safer industry for all.



Rental companies and major contractors face increasing demands for sustainability information. Skyjack has introduced its **ECO** mark to support our customers by providing products that deliver benefits in environmental performance and long-term sustainability.

Skyjack's next generation of articulating boom lifts' ECO benefits* include:



- Over 20% carbon saving compared to previous model



- 15% weight reduction
- Truck based fuel savings



- 3% reduction in engine noise (excl. alarms)
- White noise alarm – *optional*



- 90% recyclable (by weight)
- Bio-degradable oil – Environmentally friendly and reduced clean-up costs – *optional*



- Up to 65% less fuel used compared to engine used in previous model
- Emission compliant – Tier 4F
- HVO compatible – Up to 85% CO2 & NOX saving compared to diesel



- Telematics – Remote diagnostics reduces site visits (operational carbon foot print)

*Applies to SJ45 AJ+ and SJ60 AJ+



SIMPLE TO REPLACE BOLT-IN RAILINGS

Bolt-in platform railings not only provide a durable structure but also a service part that's easily replaceable. Sections can be replaced individually which translates to lower replacement costs for both parts and labor. Tri-entry (SJ60 AJ+/SJ85 AJ) or dual-entry (SJ45 AJ+). Optional gate entrances and different sized platforms are also available.



ELECTRICAL SECONDARY GUARDING SYSTEM

Skyjack's SGE system is intended to prevent sustained involuntary operation. When pushed, the sensor bar instantly stops all functions and initiates an audible siren and high-intensity flashing beacon.

OPTIONAL FEATURES



MORE THAN TELEMATICS

ELEVATE provides the actionable insights to make your business more efficient. Skyjack has worked with customers to identify and provide the most important data points that solve day-to-day pain points in rental service and management.

Beyond hours and location provided by basic telematics systems, ELEVATE delivers machine specific alerts and analysis which can dramatically reduce unnecessary service calls and trips to site for diagnostic work.

These Skyjack specific group of features deliver immediate impact for your business:

- Overload detection and reporting
- True machine utilization (time loaded at height)
- CAN data and alerts (including engine)
- Full data access



It's operators and site supervisors that determine how your machine is treated. These roles need data to make the right decisions to get the work done, and to take care of your machines.

ELEVATE Live provides machine specific telematics data, as well as machine specific familiarization and documentation.

**To the operator.
At the machine.
When it's needed.**

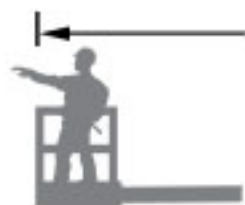
Strictly relevant data like battery charging guide, battery life remaining, and active fault codes are provided to operators at the machine instantly via a QR code scan.

Machine documentation like emergency lowering procedure, visual pre-check guide, familiarization videos are all there with the tap of a finger. No downloading an app. No username or password required.



Skyjack's approved accessories are designed to add functionality to your machine and convenience for the operator.

MODEL



SJ45 AJ+	51' (15.54 m) 45' (13.72 m)	22' 9" (6.93 m)	24' 5.25" (7.45 m)	7' 6" (2.29 m)	19' 8" (6.00 m)	6' 9" (2.06 m)
SJ60 AJ+	66' (20.11 m) 60' (18.29 m)	37' 11" (11.56 m)	27' 2" (8.31 m)	8' (2.44 m)	28' 2" (8.59 m)	8' 4" (2.54 m)
SJ85 AJ	91' (27.74 m) 85' (25.91 m)	56' (17.07 m)	34' (10.36 m)	8' 2" (2.49 m)	38' 2" (11.63 m)	8' 9" (2.67 m)



SJ45 AJ+	+70° / -75°	170°	355° NC	2.5 mph (4.0 km/h)	40%	11,190 lbs (5,075 kg)	660 lbs (300 kg)
SJ60 AJ+	+65°/-60°	170°	360°	2.5 mph (4.0 km/h)	40%	18,865 lbs (8,557 kg)	660 / 1,000 lbs (300 / 454 kg)
SJ85 AJ	+65°/-60°	170°	360°	3 mph (4.8 km/h)	45%	36,300 lbs (16,465 kg)	500 / 750 lbs (227 / 340 kg)

SMARTORQUE™

LET'S TALK TORQUE

Using an optimized balance of engine horse power, torque, and hydraulic performance, Skyjack SMARTORQUE™ products deliver the same on-site job performance as higher powered units - providing excellent performance with less engine horsepower. Less emission controlling components avoids the cost associated with their complexity, as well as the time and inconvenience required in maintaining them.

Skyjack's SJ45 AJ+ and SJ60 AJ+ have been powered to meet true job site performance expectations, whether it be navigating various terrain or lifting the platform.

- The return of simple, straightforward service and maintenance of engines
- Avoidance of expensive emission controlling sensors
- Reduced calls to customers who have a machine down ultimately due to failed emission controlling components. No need to monitor operators to ensure they are treating emission modules correctly
- Reduced risk of costly emission controlling component replacements or in some cases engine replacements
- Smaller engines require less fuel

SKYCODED™

COLOR CODED & NUMBERED WIRING

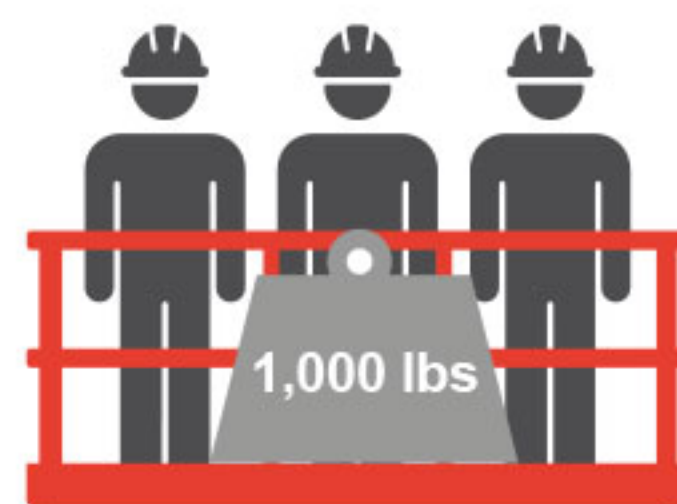
At the heart of every Skyjack machine is our proven and simplistic control systems, and the SJ45 AJ+ and SJ60 AJ+ are no different. A dual controller system integrates with Skyjack's color coded and numbered wiring system, making our machines the easiest to troubleshoot and repair translating into less maintenance and lower costs for our customers.

Dual controllers integrate with ELEVATE telematics to provide more data points for monitoring machine performance.

INCREASED PLATFORM CAPACITIES

Capacities up to 1,000 lbs (454 kg) and 3 persons in the platform.

- Increases productivity
- Integrated with load sensing
- Lights on control box indicate zone, based on weight and position





SUPERIOR TRACTION

A true mechanical four-wheel drive system with an oscillating steer axle provides unmatched traction and up to 45% gradeability. A limited number of hydraulic connections in the chassis means less maintenance and more up-time. This industry-leading terrain capability means one can use Skyjack boom lifts in the most challenging of conditions.



TRUE VERTICAL RISE

SKYRISER™ is common to all Skyjack's AJ booms. The single function riser design ensures that the riser, and main pivot point connecting the main boom to the riser, travel in a straight vertical line, avoiding any unnecessary machine repositioning.



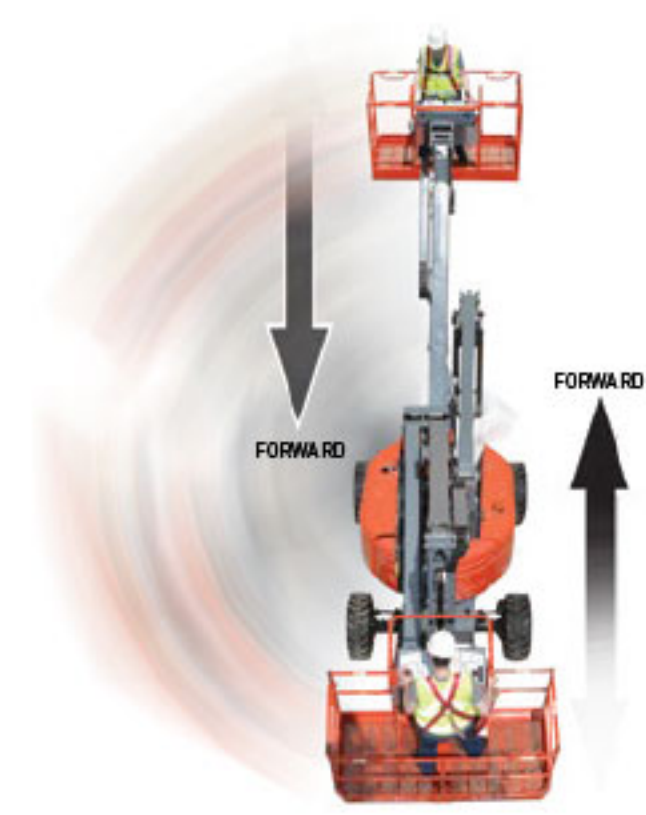
MAXIMUM SPEED & CONTROL

An open-center knuckle riser design provides SPEEDYREACH™ efficiency, enabling the lowering of the fly boom to ground level and below for restocking. This functionality eliminates the need to engage the riser function which helps to save the operator time. Standard on SJ60 AJ+ and SJ85 AJ models.



DRIVE & STEER DIRECTION SENSING

A unique boom feature only utilized by Skyjack - the Boom Lift drive function operates in accordance with the general orientation of the turret's counterweight over the chassis (i.e. joystick forward = counterweight facing forward). This provides intuitive operation by allowing the unit to move in the general direction of the joystick's movement.



EASE OF MAINTENANCE

All Skyjack articulating booms are designed with ease of maintenance and service in mind. The key components are easily accessible and all wiring is color coded and numbered to minimize downtime.

- Strategic placement of hydraulic and other components for optimum hose routing
- For added security features a unique lockable battery disconnect that fully disables operation





Skyjack Head Office

55 Campbell Rd.
Guelph, ON Canada N1H 1B9

Sales Inquiries: 1-877-755-4387 (1-877-SJLIFTS)

Main Switchboard: 1-800-265-2738

Tel: 519-837-0888

Fax: 519-837-8104

Email: skyjack@skyjack.com

www.skyjack.com



(844) 432-4724

fairchildequipment.com

This brochure is for illustrative purpose only and based on the latest information at the time of printing. Skyjack Inc. reserves the right to make changes at any time, without notice, to specifications, standard and optional equipment. Consult the Operating Maintenance and Parts Manuals for proper procedures.

NA 06/22