

NEW

AC ELECTRIC DRIVE SCISSOR LIFTS



SKYJACK
simply reliable



SIMPLY ELECTRIC, SIMPLY MORE



Rental companies and major contractors face increasing demands for sustainability information. Skyjack has introduced its ECO mark to support our customers by providing products that deliver benefits in environmental performance and long-term sustainability. Skyjack's E-Drive scissors ECO benefits include:

Skyjack's **new electric scissor lifts** are designed with an AC drive system that gives you more: **more** runtime per charge, more profit from lower maintenance costs, **more** resale value, and **more** return on investment.











The new E-Drive models provide a quiet and versatile package with zero emissions with fewer hydraulic connection points. E-Drive models boast exceptional maneuverability and Skyjack's unique scissor stack design makes these scissor lifts an ideal choice for a wide range of indoor and outdoor construction, maintenance, and industrial applications.


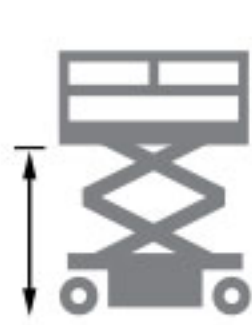



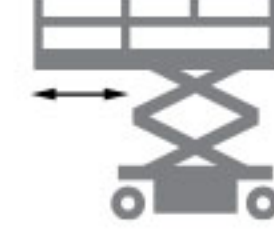











DESIGNED FOR RENTAL

Skyjack became an industry leader by providing machine features that combine durability, quality, and serviceability, making our products world renowned for product reliability.

Our team understands the importance of maximum uptime, so our equipment is designed to provide just that.

All major service points are easily accessible, enabling straightforward troubleshooting and repairs.

-  16% operational carbon saving compared to previous model
-  Up to 20% improvement in duty cycle
-  ZERO emissions
-  <70 dB inherently quiet machine operation (excl. alarms)
-  White noise/broadband alarms - *optional*
-  90% recyclable (by weight)
-  60% less hydraulic connections – reduces leak potential
-  ECOTRAY leak containment - *optional*
-  Bio-degradeable hydraulic oil - *optional*
-  Telematics – remote diagnostics reduces site visits (operational carbon foot print)

MODEL										
SJ3215 E	20' 7" (6.27 m)	14' 7" (4.44 m)	32" (0.81 m)	71" (1.80 m)	600 lbs (272 kg)	3' (0.91 m)	✓	2,515 lbs (1,141 kg)	25%	
SJ3219 E	24' 6" (7.47 m)	18' 6" (5.64 m)	32" (0.81 m)	71" (1.80 m)	500 lbs (227 kg)	3' (0.91 m)	✓	3,236 lbs (1,468 kg)	25%	
SJ3220 E	25' 6" (7.77 m)	19' 6" (5.95 m)	32" (0.81 m)	91.6" (2.32 m)	900 lbs (408 kg)	3' (0.91 m)	✓	3,917 lbs (1,776 kg)	25%	
SJ3226 E	31' 7" (9.63 m)	25' 7" (7.79 m)	32" (0.81 m)	91.6" (2.32 m)	500 lbs (227 kg)	3' (0.91 m)	✓*	4,190 lbs (1,900 kg)	25%	
SJ4726 E	31' 8" (9.65 m)	25' 8" (7.82 m)	47" (1.19 m)	91.6" (2.32 m)	1,000 lbs (454 kg)	4' (1.22 m)	✓	5,537 lbs (2,511 kg)	25%	
SJ4732 E	37' 8" (11.48 m)	31' 8" (9.65 m)	47" (1.19 m)	91.6" (2.32 m)	700 lbs (318 kg)	4' (1.22 m)	✓	5,496 lbs (2,492 kg)	25%	
SJ4740 E	44' 11" (13.69 m)	38' 11" (11.86 m)	47" (1.19 m)	94.5" (2.40 m)	770 lbs (349 kg)	3' (0.91 m)	✓*	6,467 lbs (2,934 kg)	25%	

* Optional

ELEVATE LIVE

On each Skyjack machine a QR code provides operators access to critical machine information, including the machine's current state of health, pre-use inspection guides, and familiarization materials.



OPTIONAL FEATURES

ELEVATE

MORE THAN TELEMATICS


ELEVATE provides the actionable insights to make your business more efficient. Information specific to Skyjack machines communicated through ELEVATE include:

- Ready to operate
- Overload detection and reporting
- True machine utilization (time loaded at height)
- CAN data and alerts
- Full data access

ECOTRAY

ECOTRAY has been designed with essential machine functionality in mind. It prevents potential leaks from hydraulic systems dripping onto floors and other internal components.

- Protects against entire hydraulic system and steering cylinders
- Capable of containing ALL machine oil by volume
- Avoids cumbersome diaper attachment
- Prioritizes machine functionality
- Factory fit or field install option
- Installed in less than 10 minutes, absorbent pads changed in seconds



ACCESSORYZERS™

Skyjack's approved accessories are designed to add functionality to your machine and convenience for the operator.



ELECTRIC DRIVE: MORE PRODUCTIVITY, PERFORMANCE AND MANEUVERABILITY

Variable speed brushless AC electric drive provides exceptional duty cycles. Fully proportional drive and lift controls offer, superior drive – more efficiency, controllability, and improved torque.

You will notice increased productivity as the new E-drive models are up to 20% more efficient when compared to hydraulic drive, meaning you will get more done per charge.

E-Drive improves controllability and provides consistent power, torque, and traction. With over 25% gradeability climbing loading ramps is easy and excellent all-round job site performance and maneuverability is achieved.

Skyjack's focus on improving productivity and reducing lifetime maintenance expenditure improves your cost of ownership.

- More return on investment with maintenance free brushless AC Electric Drive motors
- More runtime per charge with less power consumption and lower battery maintenance
- More sustainability with zero leakage drive motors, for clean operation
- More profitability with optimized hydraulic lift and steer manifold reduces hydraulic connections by 60%, reducing the potential for ground contamination & associated clean-up costs
- More flexibility and utilization with low GVW and wide non-marking tires providing low ground pressures and help protect finished flooring
- More control with spring applied, electrically released brakes

E-LOWERING

Single location, single step, valve actuated emergency lowering toggle switch integrated on the outside rear of the machine next to base controls. Easy to use and locate with built in redundancy.



SKYCODED™

Skyjack's standard color-coded and numbered wiring now combines with an externally visible onboard diagnostic system. This provides real-time data, easy to understand machine faults, written in plain and simple language, without the need to open service trays. No plug-in calibration is necessary for day-to-day troubleshooting, including load sensing information. The New CAN bus based control system provides increased data points for telematics integration.



POTHOLE PROTECTION

Mechanical design mounted directly to the chassis. Easy to service with simplified bolt on design, sweep and ground clearance for ease of loading onto trucks and travelling over site debris.



LARGE WORK AREA

All steel platform design incorporates a manually operated roll out for an increased work area and up-and-over capability.

- Permanent anti-slip checker plate floors
- “Slide over” rails simplify locking with a single locking pin, and also provide more usable floor area with less encroachment
- Modular rail system easily folds down, to reduce stowed height for transportation and to pass through standard doorways
- Standard self-closing half height gate provides easy entry into the platform
- Multiple lanyard attachment points are provided around the platform
- The SJ3219 E features Skyjack’s RAPIDFOLD rail system which, in seconds, reduces the overall height of the machine to under 80” for access through standard doorways
- Optional AC power to the platform provides a power source for tools and eliminates hanging cords



SIMPLE ROBUST CONTROLS

Removable, high strength and impact resistant composite upper control box with integrated shroud:

- Fully protected proportional CAN joystick with a safety enable trigger, thumb steer, selector switches, low battery light indication, horn and emergency stop
- A generous 6 ft (1.2 m) control cable for ease of walking through entrances or doorways
- Common control box is interchangeable with E-Drive series machines
- Lift/drive switch timed-out delay to prevent inadvertent operation
- A lockable battery disconnect switch, located at the base controls, prevents unauthorized operation



OPERATOR COMFORT AND CONFIDENCE

Skyjack’s unique clevis style scissor ends, evenly distribute machine load over pivot pins, increasing stack rigidity and operator comfort.

- Heavy duty steel tube scissor arms with welded cross member bracing
- Clevis design increases operator comfort and stack rigidity
- Zinc plated pivot pins minimize corrosion and long life dry bushings eliminate the need for lubrication
- Trunnion mount lift cylinders allows quick removal





SKYJACK

SJ4740 E
CCS

Skyjack Head Office
55 Campbell Rd.
Guelph, ON Canada N1H 1B9

Sales Inquiries: 1-877-755-4387 (1-877-SJLIFTS)
Main Switchboard: 1-800-265-2738
Tel: 519-837-0888
Fax: 519-837-8104
Email: skyjack@skyjack.com

www.skyjack.com



(844) 432-4724

fairchildequipment.com

This brochure is for illustrative purpose only and based on the latest information at the time of printing. Skyjack Inc. reserves the right to make changes at any time, without notice, to specifications, standard and optional equipment. Consult the Operating Maintenance and Parts Manuals for proper procedures.