

MT 160

MODELS

36V | 48V



**NIMBLE.
NARROW.
NOW WITH
6,000 LBS
TOWING
POWER.**

This agile 30" stand-up tow tractor will safely take you and your heavy loads just about anywhere – even through narrow doorways and corridors. It's ideal for industrial, commercial or institutional applications requiring maneuverability and up to 6,000 lbs of stable towing power. It can even double as a stock chaser. Its maintenance-free AC motor will boost productivity with 50% longer runtime. Its automatic parking brake, upgraded suspension, 360° visibility, low step height and anti-fatigue mats will boost comfort and safety. All come standard.

FEATURES

High-efficiency maintenance-free AC motor **1**

AC controller with sealed connectors paired with multifunction display **2**

Leaf springs rear suspension system, dual front wheels to ensure the stability **3**

Dual 18" length front & back decks for carrying merchandise **4**

Ergonomic operator compartment with 360° visibility **5**

Inboard/portable high-frequency PFC battery charger **6**

MODELS	LOAD CAPACITY (lbs.)	TOWING CAPACITY (lbs.)	PASSENGERS	SPEED (mph)	TURNING RADIUS (in)
36V	500	6,000	1	6	54
48V	500	6,000	1	6	54



CONTACT US 1 866 846-3558








MOTREC.COM

SPECIFICATIONS

MT 160





PERFORMANCE

	36V	48V
 LOAD CAPACITY	500 lbs – 227 kg	500 lbs – 227 kg
 TOWING CAPACITY	6,000 lbs – 2,722 kg	6,000 lbs – 2,722 kg
 SPEED	6 mph – 10 km/h	6 mph – 10 km/h
 TURNING RADIUS	54" – 1,372 mm	54" – 1,372 mm
 PASSENGERS	1	1

POWERTRAIN

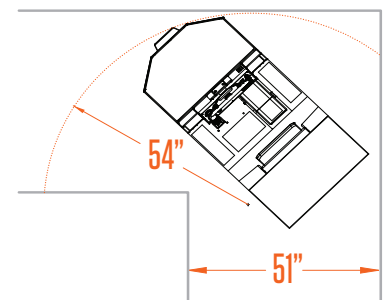
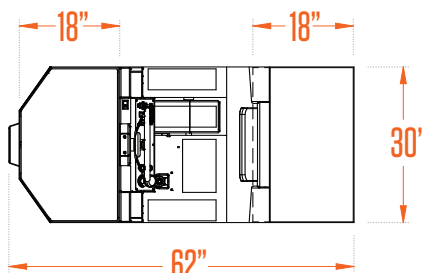
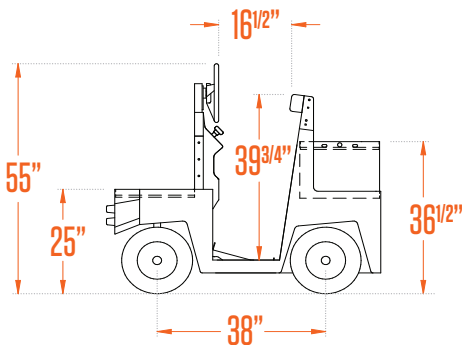
MOTOR	Brushless AC motor	10 HP brushless AC motor	15 HP brushless AC motor
CONTROLLER	AC Electronic speed controller	✓	✓
DRIVE AXLE	Helical gear differential	✓	✓
BRAKES	Self-adjusting H.D. drum brake, Regenerative braking, electromagnetic parking brake	✓	✓
WHEELS	4.8x8 LRC pneumatic tires	✓	✓
TRANSMISSION	Direct drive	✓	✓
SUSPENSION	Leaf springs rear suspension system, dual front wheels to ensure the stability	✓	✓

CHASSIS

BODY	All-steel unibody construction	✓	✓
COLOR	Security orange or federal yellow (optional colors available)	 	 
LIGHTS	Dual LED headlights & tail/brake lights	✓	✓

OPERATOR COMPARTMENT

STEERING	Automotive steering wheel	✓	✓
SEATS	Padded backrest	✓	✓
INDICATORS	Multifunction display including speedometer, battery state of charge, hour meter, odometer and fault warnings. Password-protected parameters and monitoring capability.	✓	✓
SAFETY	Reverse Alarm, Deadman Foot Switch, Emergency Stop Button, Horn, jam-free pedal, anti-fatigue mat, anti-slip griptape, charging interlock switch	✓	✓
ACCESSORIES	36V Accessories	✓	
	48V Accessories		✓



UNBEATABLE VEHICLES BACKED BY UNBEATABLE WARRANTIES

3-Year limited warranty on all Motrec vehicles with AC technology, our MS-260 stock chaser and all Motrec trailers.



1 866 846-3558
MOTREC.COM