



**LOW-LEVEL  
ACCESS LIFTS**

# BUILT FOR SAFETY. ENGINEERED FOR ANYTHING.

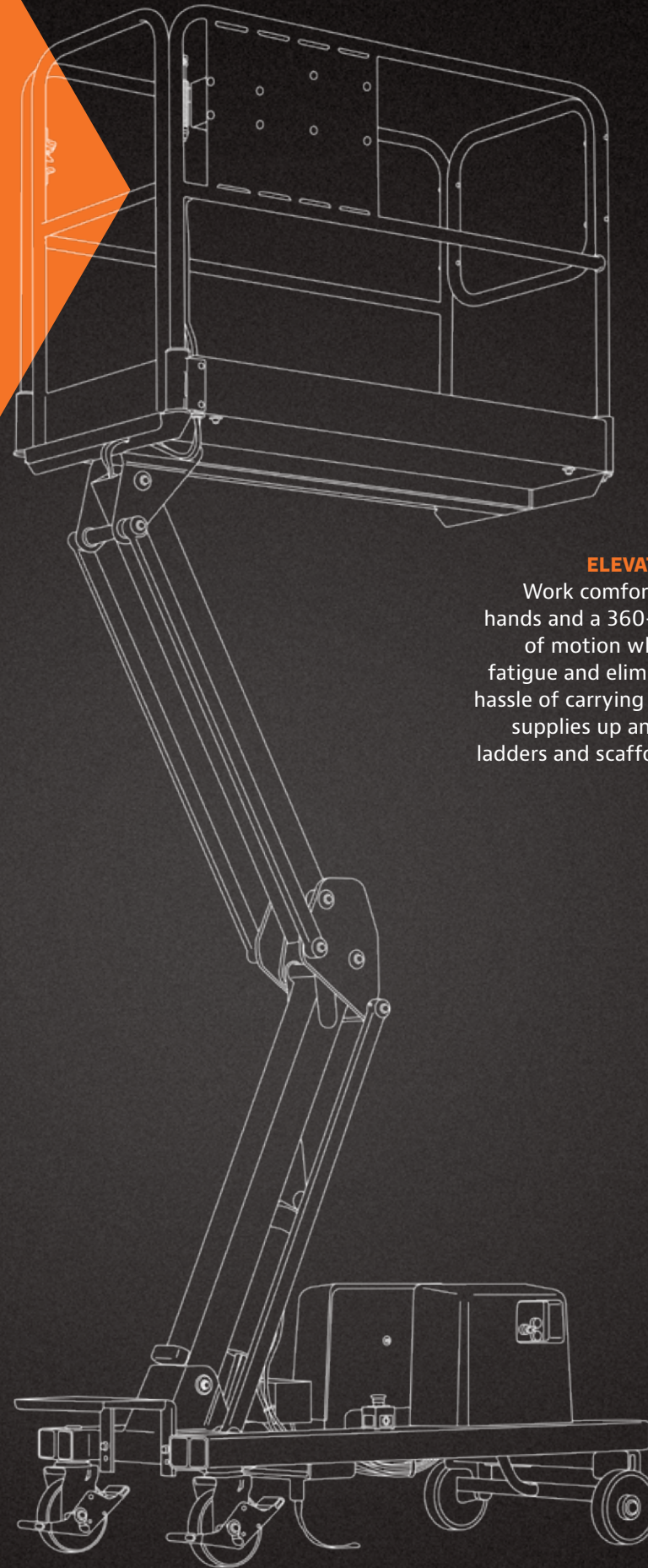
Ladders and scaffolding have peaked. These outdated tools simply cannot measure up to modern-day safety and productivity standards.

From the leading manufacturer of machines for working safely at height comes low-level access solutions, a family of innovative equipment that applies the same uncompromising benchmarks for safety, productivity and operator comfort to indoor applications at lower heights.

Featuring game-changing maneuverability and a hands-free, 360-Degree range of motion at working heights of up to 16-ft — all from lightweight machines that offer virtually no setup time — low-level access solutions are the smarter alternative to ladders and scaffolding built to keep you safe wherever duty calls.

## LOW-LEVEL ACCESS MACHINES ARE IDEAL SOLUTIONS FOR:

- + MECHANICAL & ELECTRICAL WORK
- + HVAC & DUCT WORK
- + DRYWALL WORK
- + CONSTRUCTION FINISHING WORK
- + FACILITIES MAINTENANCE
- + PAINTING
- + RETAIL REFIT & DISPLAY
- + CLEANING
- + DATA CENTERS
- + HEALTHCARE FACILITIES



### ELEVATE SAFETY

Enclosed platforms that can carry up to 550-lbs and reach working heights up to 16-ft, low-level access from JLG sets a new bar for safety that ladders and scaffolding will never reach.



### ELEVATE PRODUCTIVITY

Work comfortably with both hands and a 360-Degree range of motion while reducing fatigue and eliminating the hassle of carrying tools and supplies up and down ladders and scaffolding.



### ELEVATE VERSATILITY

Low-level access lifts are lighter weight and have a smaller footprint, making them easier to maneuver around all areas of a job site or facility — no matter which model you choose.



# ARE LADDERS WORTH IT?

Every time a ladder is used on your job site, you risk racking up thousands of dollars in injury compensation costs — not only due to falls from a surprisingly low distance of 7.5-ft (on average), but from ergonomic and overexertion injuries as well.

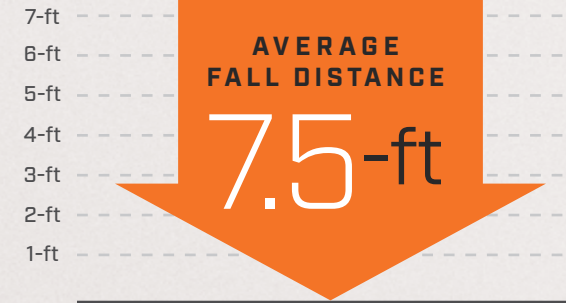
According to the Consumer Product Safety Commission, more than 500,000 people are treated for ladder-related injuries in the U.S. annually with the Bureau of Labor Statistics reporting that over 200,000 of those injuries are in the construction sector alone. Additionally, 25,000 of those cases are from slips, trips and falls. A separate study found that falls from height cost businesses approximately \$116,575 per injury in direct compensation. And when your workers are injured from overexerting their backs or from a fall, the study found that they're away for an average of 13 - 19 days — which means that meeting your deadline may be thrown out the window.

Even more unfortunate is that 34% of construction fatalities are a result of falls, many of which are from less than a 20-ft working height. The National Safety Council estimates that a fatal injury at work can cost your business approximately \$1.15 million per fatality.

## SOURCES:

"Preventing Falls from Ladders in Construction," Harvard School of Public Health, Department of Environmental Health; "It's National Ladder Safety Month," National Institute for Occupational Safety & Health, March 13, 2017 by Peter Simeonov, PhD, and Sydney Webb, PhD; "Occupational Ladder Fall Injuries, United States," Centers for Disease Control & Prevention, April 25, 2014; [injuryfacts.nsc.org/work/work-overview/top-work-related-injury-causes/](http://injuryfacts.nsc.org/work/work-overview/top-work-related-injury-causes/); [safetyequipment.org/knowledge-center-items/2017-liberty-mutual-workplace-safety-index](http://safetyequipment.org/knowledge-center-items/2017-liberty-mutual-workplace-safety-index); [rentalpulse.com/Articles/tabid/246/ArticleId/6886](http://rentalpulse.com/Articles/tabid/246/ArticleId/6886); [bls.gov](http://bls.gov)

**500,000+**  
PEOPLE ARE TREATED FOR  
**LADDER-RELATED  
INJURIES**  
IN THE U.S. EVERY YEAR



FALLS FROM HEIGHT COST  
BUSINESSES APPROX.

**\$116,575**  
PER INJURY

**AVERAGE  
DAYS AWAY**

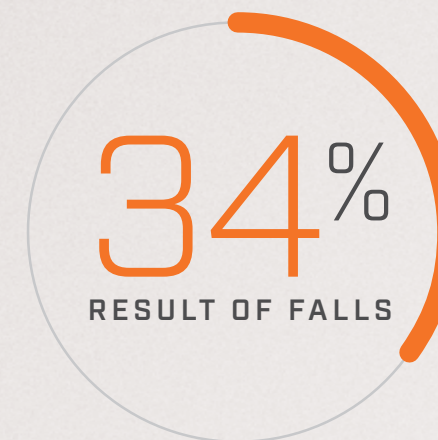
**13**  
DAYS

DUE TO  
OVEREXERTION

**19**  
DAYS

DUE TO  
INJURY FROM FALL

CONSTRUCTION FATALITIES



A FATAL INJURY AT WORK  
COSTS BUSINESSES APPROX.

**\$1.15**  
MILLION

PER FATALITY

ONCE YOU START ADDING IT UP, YOU NEED TO ASK YOURSELF:

**ARE LADDERS WORTH THE RISK?**



ECOLIFT 50 / ECOLIFT 70

## MORE PRODUCTIVITY IN MORE PLACES

Whether your work calls for electrical installation, HVAC duct work or on delicate floors, the EcoLift™ Series helps you answer the call with confidence to spare. Featuring power-free operation — no oil, batteries or hydraulics — for non-disruptive, eco-friendly work at heights up to 13-ft, with 330-lb capacity and a game-changing stored power lift/lower system, these lightweight lifts are built to accomplish more anywhere, anytime.



### AT YOUR SERVICE

With no hydraulics or batteries, the EcoLift requires less routine maintenance than other machines delivering more uptime and reducing overall total cost of ownership.

### GET A MOVE ON

Lightweight, with a narrow 27.5-in width that fits through single doorways, the EcoLift can be maneuvered effortlessly by anyone wherever work needs to get done.

### POWER-FREE OPERATION

The EcoLift's patented, stored power lift/lower system lets you elevate with just the turn of a flywheel, offering 24/7 use that's virtually maintenance free.

### CHOICE OF TWO MODELS

From the EcoLift 50's working height of 11-ft to the EcoLift 70's working height of 13-ft, either lift will help you handle your work with ease.

### THE STRONG, SILENT TYPE

Sturdy base and automatic locking wheels let you work confidently with both hands.

### Standard Features

- + NO BATTERIES OR HYDRAULIC OIL FOR CLEAN, QUIET OPERATION
- + AUTO-LOCK BRAKE ON ELEVATION
- + TOOL TRAY
- + FORKLIFT POCKETS
- + SALOON-STYLE DOORS

### Optional Accessories

- + MAINTENANCE TRAY WITH ANCHOR POINTS TO TETHER TOOLS
- + STEEL TRAY (OPTIONAL FOR ECOLIFT 50, STANDARD ON ECOLIFT 70)



PUSH-AROUND LIFT

## ACCESS WITHOUT THE WEIGHT

When scaffolding and ladders slow you down, get to work with a more productive solution. The 830P Push-Around Lift combines the height you need, the reach you want and a platform capacity of up to 440-lbs. It delivers heavy-duty durability that's tough enough to tackle any challenge yet lightweight enough for use on sensitive floors and elevators. Simply push into place and get to work.

### READY. SET. WORK.

No set-up time required. Once in position, simply lock the caster wheels, press a button to elevate and get more done.

### POWER LIFTER

Powered by a maintenance-free, 12V DC AGM battery for lower cost of ownership and increased cycle life to handle heavy-duty applications.

### STREAMLINED SERVICE

Innovative flip up and self-supporting platform, combined with neatly packaged components, allow for no-fuss service access.

#### Standard Features

- + AUTO-LOCK WHEELS ON ELEVATION
- + NON-MARKING CASTER WHEELS
- + HEAVY-DUTY ALUMINUM PLATFORM
- + PROTECTIVE WALL BUMPERS
- + TOOL TRAY
- + FRAME-MOUNTED BUBBLE LEVEL
- + INTEGRATED FORK POCKETS

#### Optional Accessories

- + MAINTENANCE TRAY WITH ANCHOR POINTS TO TETHER TOOLS



PUSH-AROUND LIFT

## A FULL DAY'S WORK WITH A SINGLE LIFT

Rise to a new level of job site efficiency with the new 1030P Push-Around Lift. The large, enclosed platform safely holds up to 550-lbs allowing you to keep more tools and materials at height, eliminating repeated trips up and down ladders or scaffolding. Plus, its light weight and low ground bearing pressure make this lift the ideal solution for heavy-duty tasks on sensitive floors with load requirements.

### GET MORE DONE

The 1030P features a sizable 30-in x 60-in platform that carries up to 550-lbs, allowing you to complete any number of tasks as high as 16-ft without repositioning.

### SAFETY ON AUTOPILOT

The enclosed platform with self-closing gate and auto-locking wheels provides unmatched security and confidence allowing the operator to keep their focus where it belongs.












### TRIPLE THREAT


It has power. It has workspace. And measuring at just 30-in wide, it has the maneuverability to pass through single doorways with ease.

#### Standard Features

- + AUTO-LOCKING WHEELS ON ELEVATION
- + LOAD SENSING SYSTEM
- + NON-MARKING WHEELS
- + FRAME-MOUNTED BUBBLE LEVEL
- + INTEGRATED FORK POCKETS
- + SELF-CLOSING PLATFORM GATE
- + HEAVY-DUTY LIFTING CANTILEVER DESIGN

# SPECIFICATIONS

	EcoLift 50	EcoLift 70	830P	1030P
 <b>WORKING HEIGHT</b>	11-ft / 3.33-m	13-ft / 4.03-m	14-ft / 4.32-m	16-ft 2-in / 4.9-m
 <b>PLATFORM HEIGHT</b>	5-ft / 1.50-m	7-ft / 2.20-m	8-ft / 2.49-m	10-ft 2-in / 3.1-m
 <b>STOWED HEIGHT</b>	61-in / 1.55-m	76-in / 1.94-m	61.4-in / 1.56-m	72.8-in / 1.85-m
 <b>MACHINE WIDTH</b>	27.5-in / 0.7-m	27.5-in / 0.7-m	29.5-in / 0.75-m	30-in / .76-m
 <b>MACHINE LENGTH</b>	38.7-in / 0.98-m	50.3-in / 1.28-m	47-in / 1.19-m	63-in / 1.60-m
 <b>PLATFORM SIZE</b>	28 x 24-in / 0.71 x 0.6-m	33 x 25-in / 0.85 x 0.65-m	39 x 29-in / 1 x 0.75-m	29.5 x 60-in / .75 x 1.52-m
 <b>CAPACITY</b>	330-lb / 150-kg	330-lb / 150-kg	440-lb / 200-kg	550-lb / 249-kg
 <b>WEIGHT</b>	397-lb / 180-kg	672-lb / 305-kg	628-lb / 285-kg	753-lb / 342-kg
 <b>MAX GROUND BEARING PRESSURE FRONT</b>	160 psi	170 psi	173 psi	489 psi
 <b>MAX GROUND BEARING PRESSURE REAR</b>	168 psi	75 psi	166 psi	321 psi
 <b>POWER SOURCE</b>	n/a	n/a	Battery 12V 120 AMP-HR	Battery 12V 120 AMP-HR



We provide coverage for one (1) full year, and cover all specified major structural components for five (5) years. Due to continuous product improvements, we reserve the right to make specification and/or equipment changes without prior notification. This machine meets or exceeds applicable ANSI and CSA requirements based on machine configuration as originally manufactured for intended applications. Please reference the serial number plate on the machine for additional information.

LADDERS & SCAFFOLDING HAVE PEAKED.  
**IT'S TIME TO RAISE YOUR GAME.**



**(844) 432-4724**

**fairchildequipment.com**



JLG.com

Part No. 3132139 | R0521\_2