

NEW



SERIES III – AGRI LOADALL | 538-60 | 536-95 | 542-70 | 560-80

Gross Power: 109-145 hp (81-108 kW) Lift Capacity: 7,500-12,000 lb (3,402-5,443 kg) Lift Height: 20-31 ft (6.1-9.5 m)





Model		538-60	536-95	542-70	560-80
Power	(hp)	109/125	125	125	145
Lift Capacity	(lb)	8,000	7,500	9,000	12,000
Lift Height	(ft-in)	20-5	31-1	22-11	25-11

SERIES III LOADALL

ON-FARM SAFETY IS OF PARAMOUNT IMPORTANCE, JCB LOADALLS HAVE A WEALTH OF FEATURES DESIGNED TO PROTECT ITSELF, ITS OPERATORS, AND BYSTANDERS.

Visibly better.

1 The low boom profile and pivot point allows for excellent rear visibility; a full set of side and rear-view mirrors further enhance all-round visibility and safety.

2 Cab mounted front and rear work lights along with optional boom mounted work lights offer all round visibility in low light situations.

Protecting people.

3 To protect bystanders, we fit a reversing alarm and hose burst check valves (HBCVs) on the rams to guard against collapse in the event of a hose failure..

4 Excellent cab access with ergonomically positioned handles and foot steps provides easy and safe access to the cab.



OUR BEST CAB EVER.

Closer control.

1 For ergonomic, fast and precise control, AGRI Loadalls are fitted with a control pod affixed to the right hand arm rest, grouping all key operational buttons together. The fully proportional single lever joystick is seat mounted on models with air suspension seats.

2 A new adjustable, slim line, 7" screen with rotary controller allows for simple, clear access to operational information. There are multiple charge points and full connectivity by USB, 3.5mm audio auxiliary and Bluetooth through the radio, with an integrated microphone to aid hands free calling from your mobile phone.

3 A new control pod mounted switch pack and rotary dial placement ensure that all important functional controls are close to hand and clearly visible to the operator.


All in the detail

4 A 'set and forget' adjustable steering wheel enables the operator to revert automatically from stowed parked position to a preferred driving position.

5 A 60% increase in storage gives you seven specific storage areas catering for items such as a removable storage bin, cup holder with external drain, net pocket and more.

6 With a courtesy light activated on door opening and illuminated lift charts, independently adjustable backlit brightness for screen and switch illumination, night time operation is made even simpler.





OUR BEST CAB EVER.

OUR ALL-NEW COMMANDPLUS CAB PROVIDES OPERATORS WITH THE ULTIMATE DRIVING EXPERIENCE. WITH BEST-IN-CLASS CAB SPACE, NOISE LEVEL, ALL-ROUND VISIBILITY AND OUR COMMAND DRIVING POSITION, WE FIRMLY BELIEVE THAT A COMFORTABLE OPERATOR IS ALWAYS GOING TO BE MORE PRODUCTIVE.

Best-in-class visibility.

1 Visibility has never been better, with new seamless one-piece, multi curved glazing that increases front visibility by 14%, providing exceptional upward visibility when operating or loading overhead and excellent visibility beyond the dashboard when changing between attachments.

2 The Command Driving Position, offers superior right hand side and rearward visibility over JCB's low boom pivot point and unique sloping hood design.

With a 37% increase in wiped area, 92% of the front and roof window is covered. The simple to operate, single integrated roof and windshield sun-blind, remains tight to the cab frame so not to intrude across the driver, providing unhindered machine operation.

The ideal operator environment.

3 The new CommandPlus cab offers a 10% increase in airflow performance and a 66% improvement in defrost time. Automatic temperature and climate control ensures that fresh or recirculated air keeps the operator at a comfortable temperature throughout the day.

4 The optional half leather seat is heated and air-vented to ensure maximum comfort all year round.

Designed specifically for the agricultural industry, pressed panels and bespoke door seals ensure that noise within the cab is now 50% lower at an industry leading 69dBa.





With a cab volume increase of 12%, the new Series III AGRI Loadall offers a roomy environment for the operator. The new shaped cab ensures that the operator remains a comfortable distance from the curved front glass.



OUR BEST SERVICEABILITY.

THE RIGOURS OF FARMING ARE SUCH THAT A TELEHANDLER NEEDS TO SPEND AS MUCH TIME AS POSSIBLE AT WORK, NOT BEING WORKED ON. THAT'S WHY JCB LOADALLS HAVE LONG SERVICE INTERVALS AND, WHEN MAINTENANCE DOES NEED TO BE CARRIED OUT, IT'S AN EASY AND QUICK PROCESS.

Maintaining productivity.

1 All daily checks and greasing can be carried out at ground level; our optional remote centralized greasing system makes for quicker and easier servicing.

2 It's easy to fill both the diesel and DEF tanks from ground level. The DEF tank has a built-in pre-filter in the filler necks to guard against dirt and contaminants plus separate keys to prevent cross contamination. The DEF tank also has quality sensors housed inside.

3 The battery is protected by a hinged and bolted door for easy yet secure access.

For the telescopic boom a dry lubricant system means our wear pads are extremely durable, with service intervals of 500 hours.

4 Every fluid filter (engine oil, hydraulic oil and fuel) is centrally located for fast, easy servicing. The air filter is easily accessed too, and its double-element design with cyclonic pre-filtering, simplifies cleaning.



We equip all AGRI Loadalls with a large, wide service bay that's accessed via a gas-assisted bonnet. This setup allows fast and easy inspection around three sides of the engine.



STRENGTH AND DURABILITY

WE UNDERSTAND THAT WORK CAN BE HARD AND REQUIRES LONG HOURS. IT'S FOR THIS REASON THAT AGRI LOADALLS ARE BUILT TO BE AS TOUGH AS POSSIBLE, USING TOP QUALITY COMPONENTS AND INNOVATIVE MANUFACTURING PROCESSES. YOU CAN EXPECT A LONG AND PRODUCTIVE SERVICE LIFE FROM YOUR MACHINE.

Built in protection.

- 1 The AGRI Loadall range's stringent testing program includes high stress loading of the chassis, boom and other key components to ensure the machines continue to work even when the going gets tough.
- 2 To provide long-term protection, we dip every AGRI Loadall cab in electrophoretic alloy to provide a corrosion-resistant coating to the machine before paint is applied.
- 3 Hydraulic hoses are intelligently routed through the boom for maximum protection.
- 4 For ultimate strength and durability, we've built in large boom with a minimum overlap of 28 inches.
- 5 Optional Front and top screen falling object protection system gives the operator added protection from falling debris while lifting at height.
- 6 We use state-of-the-art manufacturing processes such as robot machining, precision paint technology and innovative assembly techniques to achieve the very highest levels of quality.



We've fitted a tough inverted U-shaped boom pressing with fully welded closing plates. For extra strength, we've reduced the number of joints and stress points across our integrated boom nose and one-piece closing plate.

WE'VE DESIGNED THE JCB AGRI LOADALL RANGE TO PROVIDE SUPREME EFFICIENCY DURING OWNERSHIP AND AGRICULTURAL OPERATION. ALL MACHINES OFFER SUPERIOR RETURN ON INVESTMENT WITH GREAT FUEL EFFICIENCY, LOW RUNNING COSTS, AND UNPARALLELED RESALE VALUE.

Efficiency to the MAX

1 A one-piece fully welded chassis with the JCB U-pressed boom mounted low down in tandem with heavy-duty axles help the Agri Loadall maximize strength and structural rigidity all the while minimizing weight. This intelligent design allows our Agri Loadalls to absorb the immense stresses generated during continuous heavy material re-handling applications, ensuring it can handle the toughest jobs around the farm.

2 JCB EcoMAX engines are fitted with a variable speed cooling fan that automatically reacts to ambient temperatures, adjusting fan speed to maximize cooling and minimize fuel consumption and in cab noise levels.

3 The JCB Agri Loadall is extremely maneuverable; the compact wheelbase and large steering lock angles and ability to select between 2 wheel, 4 wheel and crab steering modes on the go save you valuable time on the farm, especially where space is limited.

4 JCB's innovative Clean Burn technology helps our engines meet Tier 4 Final regulations without exhaust after-treatments like diesel particulate filters (DPF).





Reducing ownership costs.

E Innovative regenerative hydraulics helps to make the most of every drop of precious fuel. Gravitational forces are harnessed to make boom lowering and retraction more energy efficient than ever.

E Boom end dampening allows for smoother cycles while operating with a load. This working together with JCBs Auto Smoothride System (SRS) that engages at speeds of over 2.5mph improves material retention and comfort when traveling and handling material.

Z AGRI Loadalls come standard with a constant flow auxiliary hydraulics and can be optioned with twin auxiliaries, ensuring they can be used with a wide range of attachments. The exterior cab mounted hydraulic venting switch gives users the ability to bleed pressure from the system allowing for a speedy and safe attachment change.

E JCB's auto bucket control technology makes it easier to meter out or fully empty material from your bucket or manure fork via a feature button on the joystick.



LIVELINK, WORK SMARTER

LIVELINK IS AN INNOVATIVE SOFTWARE SYSTEM THAT LETS YOU MANAGE JCB MACHINES REMOTELY – ONLINE, BY EMAIL OR BY MOBILE PHONE. ACCESS EVERYTHING FROM MACHINE ALERTS TO HISTORY INFORMATION, WITH ALL DATA STORED AT A SECURE CENTER.

Maintenance benefits

Manage machine maintenance easily – accurate hours monitoring and service alerts improve maintenance planning, while real-time location data helps you manage your fleet. Critical machine alerts and maintenance history records are also available.



Productivity and cost benefits

All LiveLink equipped T4F Loadall machines built are now able to report fuel economy, idle time and engine load data through the LiveLink web portal, helping you reduce your fuel usage, saving you money and improving productivity. Machine location information can help improve efficiency and perhaps even reduce insurance costs.



Security benefits

LiveLink's real-time geofencing alerts tell you when machines move out of predetermined zones, and real-time curfew alerts inform you of unauthorized usage. Further benefits include real-time location information, advanced ECU matching (pairs LiveLink with the immobilizer or ECU).



VALUE ADDED.

NORTH AMERICA'S STRONG AND FAST GROWING DEALER NETWORK IS READY TO BACK YOU UP. WHATEVER YOU NEED AND WHEREVER YOU ARE, WE'LL BE AVAILABLE QUICKLY AND EFFICIENTLY TO HELP MAKE SURE YOUR MACHINERY IS PERFORMING TO ITS FULL POTENTIAL.



1

1 Our Technical Support Service provides instant access to factory expertise, day or night.

2 The global network of JCB Parts Centers is another model of efficiency; with 16 regional bases, we can deliver around 95% of all parts anywhere in the world within 24 hours. Our genuine JCB parts are designed to work in perfect harmony with your machine for optimum performance and productivity.



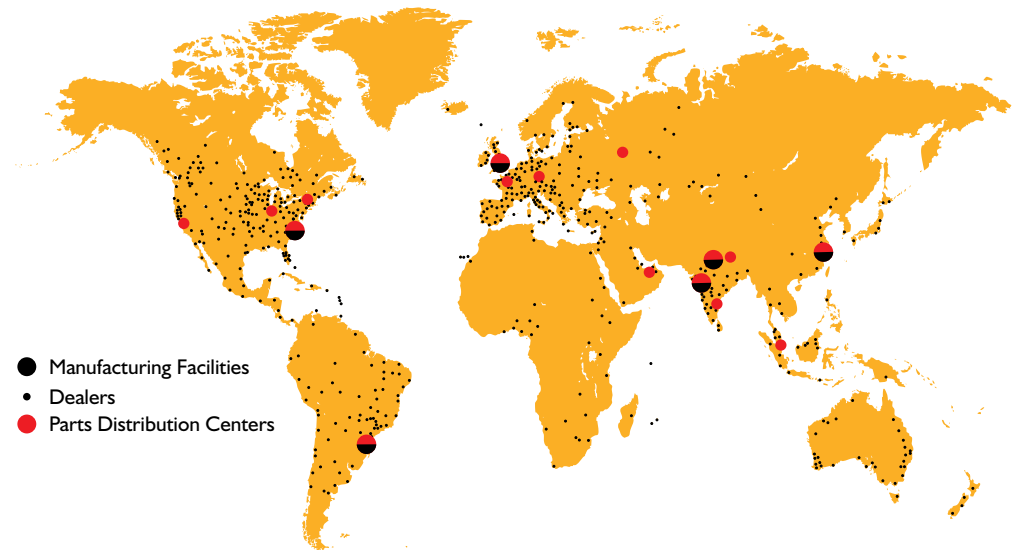
2

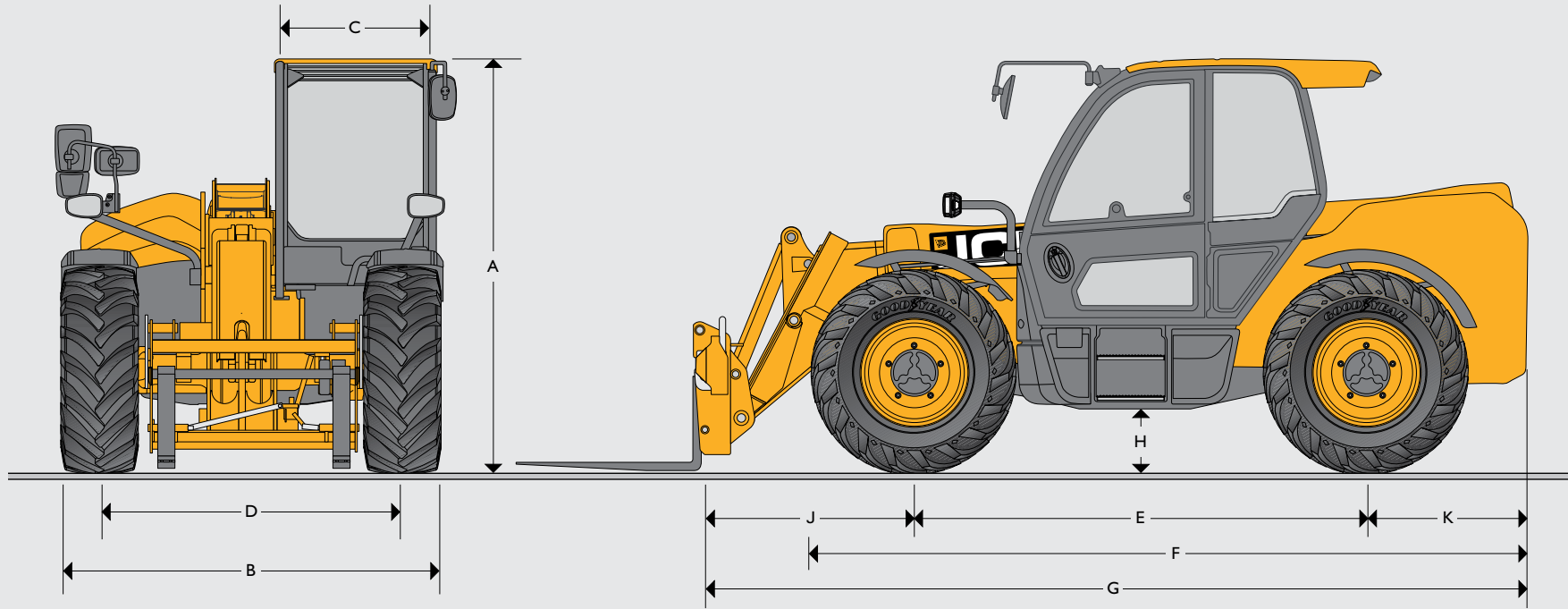
3 JCB Yellow Shield offers comprehensive extended warranties and service agreements, as well as service-only or repair and maintenance contracts. JCB maintenance teams offer competitive labour rates, and no-obligation quotations.

JCB loadalls come with a two year, up to 2000-hour warranty as standard for total peace of mind.



3





STATIC DIMENSIONS

Machine model		536-95	538-60	542-70	560-80
A Overall height	ft-in (m)	8-2 (2.59)	8-2 (2.59)	8-2 (2.59)	8-6 (2.59)
B Overall width (over tires)	ft-in (m)	7-8 (2.34)	7-6 (2.29)	7-8 (2.34)	8-4 (2.54)
C Inside width of cab	ft-in (m)	3-1 (0.94)	3-1 (0.94)	3-1 (0.94)	3-1 (0.94)
D Front track	ft-in (m)	6-2 (1.87)	5-11 (1.81)	5-11 (1.81)	6-6 (1.98)
E Wheelbase	ft-in (m)	9-0 (2.75)	9-0 (2.75)	9-0 (2.75)	9-0 (2.75)
F Overall length to front tires	ft-in (m)	14-4 (4.38)	13-3 (4.03)	14-4 (4.38)	14-6 (4.42)
G Overall length to front carriage	ft-in (m)	14-7 (4.5)	14-11 (4.6)	14-7 (4.5)	17-3 (5.27)
H Ground clearance	in (cm)	16 (400)	16 (400)	16 (400)	15 (375)
Outside turn radius (over tires)	ft-in (m)	12-2 (3.7)	12-2 (3.7)	12-2 (3.7)	13-5 (4.1)
Carriage roll back angle	degrees	47	42.6	42.6	47
Carriage dump angle	degrees	33	42.5	37.5	33
Weight	lb (kg)	19,312 (8,760)	16,667 (7,560)	18,298 (8,300)	23,755 (10,775)
Tires (Standard Size)		460/70R24	460/70R24	460/70R24	500/70R24

AGRI AGRIPLUS AGRISUPER

LIFT PERFORMANCE

Machine model		536-95	538-60	542-70	560-80
Maximum lift capacity	lb (kg)	7,500 (3,402)	8,000 (3,628)	9,000 (4,082)	12,000 (5,443)
Lift capacity to full height	lb (kg)	3,500 (1,587)	8,000 (3,628)	5,000 (2,268)	6,000 (2,727)
Lift capacity at full reach	lb (kg)	1,100 (500)	3,000 (1,360)	3,500 (1,587)	3,750 (1,700)
Lift height	ft-in (mm)	31-1 (9.47)	20-5 (6.22)	22-11 (7.0)	25-10 (7.87)
Reach at maximum lift height	in (mm)	95.7 (2,430)	34.3 (870)	18.9 (480)	36.3 (920)
Maximum forward reach (to front of carriage)	ft-in (mm)	21-10 (6.6)	11-3 (3.4)	12-7 (3.5)	15-0 (4.6)

*Load charts are graphic representations, please consult technical load charts for full details.

AGRI

AGRIPLUS

AGRISUPER

OPTIONS			
Drivetrain			
109hp / 81kW	●	–	–
125hp / 93kW	–	●	●
145hp / 108kW	–	–	○
Auto reversing fan	●	●	●
33kph Powershift (4-speed)	●	●	–
40kph Autoshift (6-speed), (incorporating TorqueLock in 5th and 6th gear)	–	–	●
Electrical 2/4WD disconnect	●	●	●
Limited slip differential in front axle	○	○	○

OPTIONS			
Smart Hydraulics			
Regenerative hydraulics for lower and retract (536-95 lower only)	●	●	●
End damping for lift and retract (536-95 lift only)	●	●	●
Quick auxiliary venting – internal and external	●	●	●
Bucket control system	●	●	●
Auto – Smooth Ride System	○	○	●
High flow double acting – auxiliary	○	○	○
Double acting – single front auxiliary	●	●	●
Double acting – single rear auxiliaries	○	○	○
Double acting – twin front auxiliaries	○	○	○
Double acting – twin rear auxiliaries	○	○	○
Sway: Electro-Hydraulically controlled chassis levelling (542-70)	–	○	–

OPTIONS			
Cab			
Mechanical suspension seat with cab-mounted control pod	●	●	–
Air suspension seat, with seat-mounted control pod	○	○	●
Heated air suspension seat with seat-mounted control pod	○	○	○
Half leather, heated and vented air suspension seat with seat-mounted control pod	–	–	○
Air conditioning	○	○	○
Auto temperature climate control, air conditioning	○	○	○
2-speed and intermittent wash/wipe	●	●	●
Heated screen – rear	●	●	●
Heated screen – front	○	○	○
External screen guard – front	○	○	○
External screen guard – front and roof	○	○	○

Standard ● Optional ○ Not applicable –

*Complies as a European type approved vehicle as a T1 tractor.

(Some options are territory dependant).

AGRI

AGRIPLUS

AGRISUPER

OPTIONS

Braking

Twin line hydraulic trailer brakes* with 7 pin electrics & E.B.S socket	○	○	○
---	---	---	---

OPTIONS

Lighting

Halogen worklights – 2x front cab, 2 rear cab, 2x boom, 1x hitch light & interior light	●	●	–
LED worklights – 2x front cab, 2 rear cab, 2x boom, 1x hitch light & interior light	○	○	●
360° LED worklight package – 2x front cab & 2x rear chassis	○	○	○
LED road light package – front and rear road lights number plate light	○	○	○

OPTIONS

Other

Hydraulic pick up tow hitch*	○	○	○
Ladder mounted tow hitch*	○	○	○
Boom ingress protection kit (7 & 8m only)	○	○	○
Remote centralised rear grease points (7 & 8m only)	○	○	○
Transmission belly guard kit	○	○	○

Standard ● Optional ○ Not applicable –

*Complies as a European type approved vehicle as a T1a tractor. (Some options are territory dependant).

ENGINE						
Model		538-60 AGRI PLUS, 536-95 AGRI PLUS, 542-70 AGRI PLUS	542-70 AGRI SUPER	560-80 AGRI SUPER		
Manufacturer		JCB	JCB	JCB	JCB	
Displacement		4.4	4.4	4.4	4.8	
No of Cylinders		4	4	4	4	
Bore Size	in (mm)	4.1 (103)	4.1 (103)	4.1 (103)	4.2 (106)	
Stroke	in (mm)	5.2 (132)	5.2 (132)	5.2 (132)	5.3 (135)	
Aspiration		Turbocharged cooled	Turbocharged cooled	Turbocharged cooled	Turbocharged cooled	
RPM Power @ 2200	hp (kW)	109 (81)	125 (93)	125 (93)	145 (108)	
RPM Torque @ 1500	lb-ft (Nm)	381 (516)	407 (550)	413 (560)	413 (560)	
After treatment		SCR - DEF	SCR - DEF	SCR - DEF	SCR - DEF	

HYDRAULICS						
Model		538-60 AGRI/AGRI PLUS	536-95 AGRI PLUS	542-70 AGRI PLUS/ AGRI SUPER	560-80 AGRI SUPER	
Operating system pressure	bar	3,771 (260)	3,495 (241)	3,771 (260)	3,771 (260)	
Main hydraulics	l/min	37 (140)	37 (140)	37 (140)	37 (140)	
Pump type		Variable Displacement				
Hydraulic cycle times						
Lift	seconds	5.7	5.6	5.0	7.4	
Lower	seconds	5.7	6.3	5.2	8.3	
Extend	seconds	5.9	9.4	6.7	8.3	
Retract	seconds	4.8	10.0	5.0	5.9	
Bucket dump	seconds	2.7	1.9	2.9	2.8	
Bucket crowd	seconds	2.1	2.5	2.3	3.0	
Total cycle time	seconds	22.1	33.1	21.9	29.9	

SERVICE FILL CAPACITIES			
Model		538-60 AGRI, 538-60 AGRI PLUS, 536-95 AGRI PLUS, 542-70 AGRI PLUS, 542-70 AGRI SUPER, 560-80 AGRI SUPER	
Fuel Tank	gal (liters)	47 (169)	
Hydraulic Tank	gal (liters)	30 (112)	
DEF Tank	gal (liters)	5.5 (20.8)	

ELECTRICAL SYSTEM			
Model		538-60 AGRI, 538-60 AGRI PLUS, 536-95 AGRI PLUS, 542-70 AGRI PLUS, 542-70 AGRI SUPER, 560-80 AGRI SUPER	
System Voltage	Volt	12	
Alternator output	Amp hour	150	
Battery Capacity	Amp hour	180	

NOISE AND VIBRATION				
	Level	Uncertainty	Measurement conditions	
A-weighted emission sound pressure level at Operator's position (LpA)	dB(A)	69	+/- 1	Determined in accordance with the test method and calculations defined in EN 12053:2001
Exterior sound (Stationary)	dB(A)	73	+/- 1	Determined in accordance with the test method defined in 2015/96 (Annex III)
Exterior sound (Moving)	dB(A)	84	+/- 1	
Whole body vibration	m/s ²	1.03	50%	Determined in accordance with the test method defined in EN 13059 (Machine operating duty: Loader work (stone))
Hand-arm vibration	m/s ²	<2.5	N/A	Determined in accordance with the test method defined in ISO 5349-2: 2001

STANDARD MACHINE FEATURES		
Transmission	AGRI / AGRI Plus	<p>JCB Powershift transmission incorporating torque converter, bevel box and a 4 speed Powershift gearbox in one resiliently mounted unit.</p> <p>Operating modes: Manual gear shift incorporated onto the single lever joystick with 4 forward and 4 reverse Powershift gears.</p> <p>Travel speed: 21mph (33kph) (model dependant).</p> <p>Electrical 2/4 wheel drive disconnect.</p> <p>Switchable transmission disconnect on brake pedal.</p>
	AGRI Super	<p>JCB Autoshift transmission incorporating torque converter, bevel box and 6-speed powershift gearbox with TorqueLock in 5th and 6th gear in one resiliently mounted unit.</p> <p>Operating modes: Manual and Auto gear shifts incorporated onto the single lever joystick with 6 forward and 4 reverse Powershift gears.</p> <p>Travel speed 25mph (40kph).</p> <p>Electrical 2/4 wheel drive disconnect.</p> <p>Auto selection between 4th and 6th gear in Auto mode.</p> <p>Switchable transmission disconnect on brake pedal.</p>
Axles	AGRI / AGRI Plus / AGRI Super	<p>Front and rear drive: JCB epicyclic hub reduction drive/steer axles with Max-Trac torque proportioning differentials. (LSD option).</p> <p>When 2WD front axle drive.</p>
Brakes		<p>Service brakes: Hydraulically activated, self-adjusting, oil-immersed in-board high back-off multi-disc type on front axle. Hydraulically powered service brakes on all model variants.</p> <p>Parking brake: SAHR (Spring Applied Hydraulic Release) park brake.</p> <p>Trailer brakes: Twin line hydraulic trailer brakes and electronically controlled braking system (EBS).</p>
Steering		Hydrostatic power steering with power track rods on both axles, 3x steering modes: two wheel steer, four wheel steer, crab steer.

STANDARD MACHINE FEATURES (CONTINUED)	
Hydraulic controls	Single lever servo joystick, incorporating forward/neutral/reverse, with progressive extend/retract and auxiliary incorporating adjustable constant flow facility.
Boom and carriage	<p>Boom is manufactured from high tensile steel.</p> <p>JCB Q-fit self-levelling carriage with lever operated pin locking accepts pallet forks and a wide range of attachments.</p>
Deluxe cab - Series III	<p>Quiet, safe and comfortable cab conforms to ROPS ISO 3471 and FOPS ISO 3449.</p> <p>Tinted glass all round with laminated front and roof screen. Roof bars, front, rear and roof screen wash/wipe and heater/screen demister.</p> <p>Opening rear window.</p> <p>Single integrated front and roof screen blind.</p> <p>Audio-visual warning system for coolant temperature, water in fuel, engine oil pressure, air cleaner, battery charge, transmission oil temperature and pressure.</p> <p>Hourmeter and road speed indicator.</p> <p>Engine temperature, fuel gauge DEF gauge and clock.</p> <p>Radio ready kit.</p> <p>Adjustable steer column with stalk bar forward reverse shuttle.</p> <p>Automatic eye level audio-visual load moment indicator warning system receiving a signal from a load sensor on the rear axle. This system continuously monitors the machine's forward stability and leaves the operator in control at all times.</p>
Options and accessories	<p>A range of tyres for Traction, flotation, Agri-Industrial etc.</p> <p>Beacons.</p> <p>Bluetooth radio with integrated hands free microphone.</p> <p>Electro – hydraulic pin locking.</p> <p>Wheel nut torque indicators.</p> <p>Automatic air conditioning – climate control.</p> <p>Heated front windscreen.</p> <p>Undercarriage protection.</p> <p>Various carriage and bucket attachment options are available – contact your local dealer.</p>
Sway	Hydraulically controlled front axle leveling system on Plus models only. (542-70 models only)

Complies as a European type approved vehicle as a T1 tractor.
(Some options are territory dependant).



ONE COMPANY, MORE THAN 300 MACHINES.

Your nearest JCB Dealer



CUSTOMERS FOR LIFE

(844) 432-4724

fairchildequipment.com

US Issue 072020 (T4F) - DWUSA 5513.1

SERIES III - AGRI LODALL

538-60 | 536-95 | 542-70 | 560-80

JCB North America

2000 Bamford Blvd., Pooler, Georgia, 31322 Tel: (912) 447-2000

Download the very latest information on this product range at www.jcb.com

JCB Inc. All rights reserved. No part of this publication may be reproduced, stored in a retrieval system, or transmitted in any form or by any other means, electronic, mechanical, photocopying or otherwise, without prior permission from JCB Inc. All references in this publication to operating weights, sizes, capacities and other performance measurements are provided for guidance only and may vary dependent upon the exact specification of machine. They should not therefore be relied upon in relation to suitability for a particular application. Guidance and advice should always be sought from your JCB Dealer. JCB reserves the right to change specifications without notice. Illustrations and specifications shown may include optional equipment and accessories. The JCB logo is a registered trademark of J C Bamford Excavators Ltd.

 **JCBNA**
 **@JCBNA**
 **JCBNORTHAMERICA**
 **JCBNA**

