



STOCKCHASER – Versatile stock picking, tugging and maintenance vehicle for manufacturing and warehousing.

VOLTAGE	24, 36, or 48 volt
RANGE	Up to 40 mi / 64 km
TURNING RADIUS	67 in / 178 cm
TOW CAPACITY	Up to 5,000 lb* / 2,268 kg*
LOAD CAPACITY	Up to 1,000 lb / 454 kg



SAFETY

- Rotary forward/reverse switch with LED direction indicator
- Reverse beeper
- Operator presence sensor
- Low 7 inch step height
- Optional high visibility LED headlight, combination tail light

PERFORMANCE/ RELIABILITY

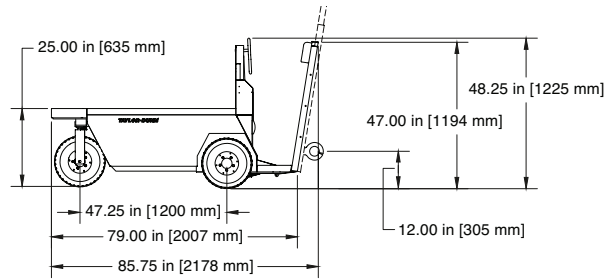
- Optional on-board battery charger with blue-tooth monitoring
- Optional AC efficient motor
- Regenerative braking
- Optional powerful GT drive
- All steel construction Taylor-Dunn quality

COMFORT

- Clover leaf steering
- Foot operated treadle for gas/brake control
- Angled operator back rest
- Large operator area
- Optional clip board holder

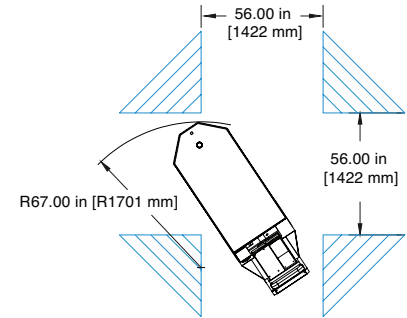
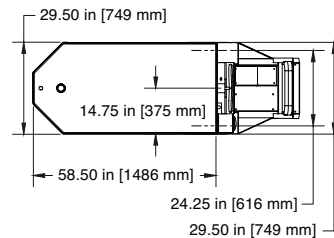
PERFORMANCE

LOAD CAPACITY	SC-90: 900 lb / 182 kg SC-100: 1000 lb / 454 kg
TOW CAPACITY	SC-90: 2,000 lb / 907 kg SC-100: 5,000 lb / 2,268 kg
MAX SPEED	8 mph / 13 km/h
TURNING RADIUS	67 in / 170 cm



DIMENSIONS

OVERALL LENGTH	86 in / 218 cm
OVERALL WIDTH	29.5 in / 75 cm
OVERALL HEIGHT	48 in / 123 cm
WHEEL BASE	47 in / 120 cm
DECK SIZE (W x L)	29.5 x 58 in / 75 x 147 cm
DECK HEIGHT	25 in / 64 cm



POWER SUPPLY / DRIVE TRAIN

MOTOR	SC-90: (Series) -24: 3.8 hp AC; SC-100: (Separately Excited) -24: 4 hp AC; -36: 4.7 hp AC; -48: 8.8 hp DC
SYSTEM VOLTAGE	24, 36, and 48 Volt
DRIVE AXLE	SC-90-24: Direct Gear; SC-100: GT Automotive Type Differential
BATTERY	210 Amp-hour, 6 Volt, Lead Acid
CHARGER	Built in with Interlock 115 VAC/60 Hz. SC-90-24 & SC-100-24: 700 Watt, with Bluetooth Built in with Interlock 115 VAC/60 Hz. SC-100-36: 1kW with Bluetooth; SC-100-48: 1kW
CONTROLLER	Solid State Speed Controller, Regenerative Braking

CHASSIS

FRAME	Fully Welded, Unitized, 16 Gauge
STEERING	Manual, Chain Linkage, Front Fork, Clover Leaf Steering Wheel
SUSPENSION	Solid Mounted Rear Axle
BRAKES	Hand-Operated Parking Brake. SC-90: Rear Drum; SC-100: Rear Disc
TIRES	4.80 x 8, Load Range B, Pneumatic

GENERAL

UNIT WEIGHT	SC-90: 760 lb / 345 kg; SC-100-24: 970 lb / 440 kg; SC-100-36: 1,095 lb / 497 kg; SC-100-48: 1,195 lb / 542 kg
SEAT	Padded Backrest
INSTRUMENTATION	Combination Display, F-N-R Switch, Reverse Alarm, DC/DC Converter, Electric Horn
CONFORMANCE	Type E OSHA 1910.178, ANSI B56.8

OPTIONS

- Headlight/Taillight/Reverse Light
- Round Steering Wheel
- Knee Pad, Comfort Kit
- 4, 5, or 6 Step Ladder
- Portable Charger
- Strobe Light on a Pole
- Soft Solid Tires
- Dual Front Fork
- Clipboard Holder
- Lift-out Battery Box
- Various Hitches

WARRANTY



PROCUREMENT



* Based on Standard Configuration. Actual towing capacity is dependent on application, vehicle configuration, ballast weight, and operating environment. Note: Photos are shown with optional features. *Specifications, standard equipment, accessories and modifications are all subject to change without notice. Taylor-Dunn vehicles can be hazardous to operate and are not intended for on-road use. All riders should always wear safety protection as required for their jobsite and appropriate for operating conditions and intended usage, considering factors such as intended speed, unevenness of terrain, turns in path, vehicle traffic and other obstacles. Never engage in stunt driving, and avoid excessive speeds and sharp turns. Riding and alcohol/drugs don't mix. ©2019 Polaris Industries Inc.

(844) 432-4724

www.fairchildequipment.com

