


COMBi-ST 6000-8000

The multi-directional, stand-on forklift designed for the safe, space saving and productive handling of long and bulky loads.

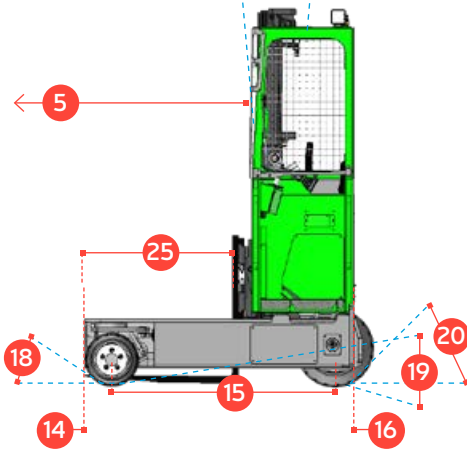
COMBiLiFT

LIFTING INNOVATION

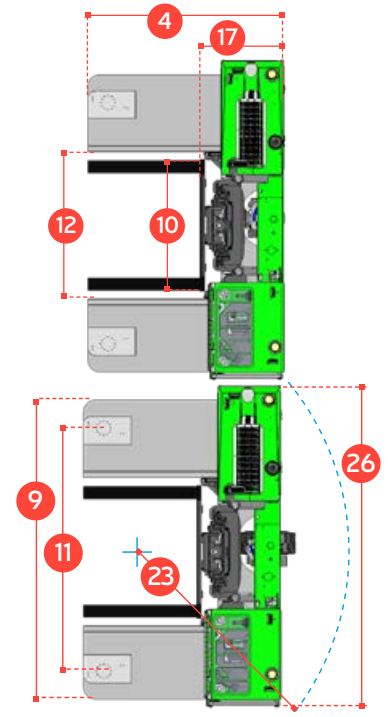
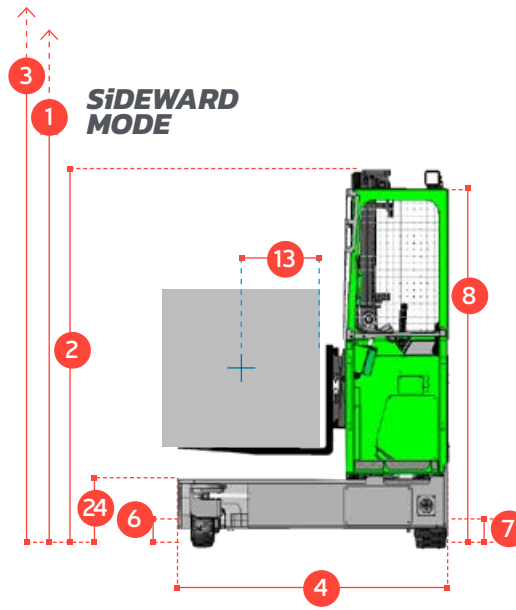


COMBI-ST 6000-8000

FRONTAL MODE

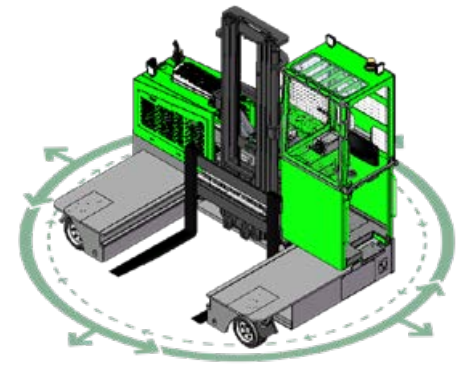


SIWARD MODE



REF.	DESCRIPTION	C6000 ST	C8000 ST
1a	Standard Lift Height		159"
1b	Free Lift Height		0"
2	Height Mast Closed	111½"	132"
3	Max. (Mast raised)		204¼"
4	Overall Length	78¾"	82½"
5	Mast Travel		51"
6	Ground Clearance Under Mast		9"
7	Ground Clearance to Center of Wheelbase		5"
8	Height Over Cab (without work lights)		104¾"
9	Platform Width		120"
10	Outside Spread of Fork Arms		53"
11	Track Front		97¼"
12	Frame Opening		59"
13	Load Center Distance		24"
14	Overhang Front		8"
15	Wheelbase	65½"	69¼"
16	Overhang Back		5¼"
17	Length From Face of Fork		31½"
18	Approach Angle		45°
19	Ramp Angle		17°
20	Departure Angle		45°
21	Forward Tilt		3°
22	Backward Tilt		4°
23	Minimum Outside Radius		95¼"
24	Platform Height		19 ½"
25	Platform Length		47¼"
26	Overall Width		126"
A	Capacity	6,000 lbs	8,000 lbs
B	Unladen Weight	13,200 lbs	14,330 lbs
C	Maximum Ground Speed		6 mph
D	Gradeability		10%
E	LPG GM (PSI) Engine, 3.0L		74 HP
F	Fork Section	2" x 5" x 47¼"	2" x 6" x 47¼"
G	16 x 7 – 10.5 Front Tire (Solid)		OD 16" / Width 7"
H	23 x 10 – 12 Rear Tire (Super Elastic)		OD 22¾" / Width 9½"
I	Standard Color		Green & Gray

Multi-Directional



Features Include:

- Rubber Mounted Cabin
- Multi-directional Operation
- Load Sensing Steering
- 2 wheel Hydrostatic Drive
- 4-way Lever Positioning of Wheels
- Stand-up Operator

Distributed by:



COMBILIFT HAS A POLICY OF CONTINUOUS PRODUCT DEVELOPMENT AND RESERVES THE RIGHT TO ALTER SPECIFICATIONS WITHOUT PRIOR NOTICE. SPECIFICATIONS AND/OR DIMENSIONS MAY VARY FROM THOSE ILLUSTRATED IN SOME COUNTRIES.

303 CONCORD STREET,
GREENSBORO,
NORTH CAROLINA 27406

TOLL FREE: 1-877 COMBI 56
TEL: 336-378-8884
INFO@COMBILIFT.COM

combilift.com