



GEM eL XD

With its sturdy build, generous ground clearance and 1,400-lb payload capacity, the GEM® eL XD® is a workhorse. Pick the carrier and bed options that fit the unique demands of your job.

SAFETY

- 3-point safety belts
- LED headlights, brake lights signals
- Automotive safety glass
- Regenerative braking
- Back-up warning signal
- Integrated back-up camera
- Roll resistant

SUSTAINABILITY

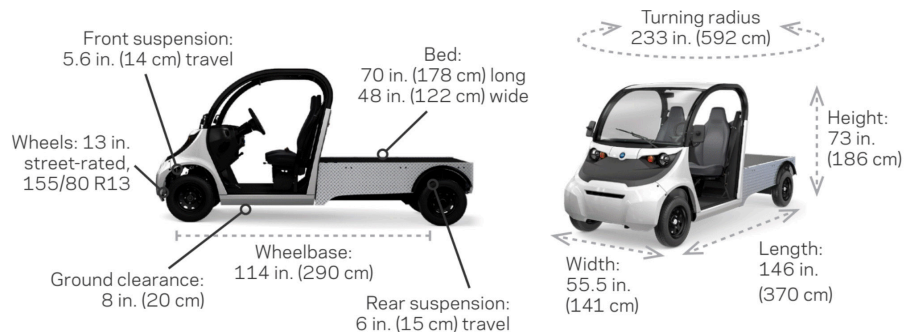
- 1 kW onboard charger that plugs into any 110V outlet
- Fully electric and street legal
- Five battery options


COMFORT

- Bucket seats
- Adjustable front seats
- 43 in. (109 cm) legroom
- Automotive style suspension
- Durable, non-slip flooring
- Weather resistant seats
- Rack and pinion steering

SPECIFICATIONS

Dry weight..... 1,585 lbs (719 kg)
 GVW..... 3,000 lbs (1,361 kg)
 Payload capacity..... 1,415 lbs (642 kg)
 Rear bed capacity..... 1,100 lbs (499 kg)
 Motor size..... 6.5 kW/ 8.7 HP
 Motor type..... AC Induction
 Battery...Flooded, maintenance-free, or Li-Ion
 Top speed..... 25 mph (40 kph)
 Brakes (front/rear)..... Disk/Hydraulic drum
 Front suspension.....MacPherson Strut
 Rear suspension..... Independent Trailing Arm

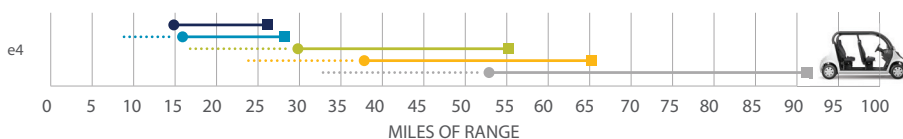




CHOOSE YOUR BATTERY

Whether you travel just a few miles or drive all day, Polaris GEM® offers versatile battery and charging options to fit your range requirements and ensure your GEM will always be ready to move when you need it.

FLOODED ELECTROLYTE	MAINTENANCE FREE	DISTANCE MAINTENANCE FREE	LITHIUM-ION 8.9 KWH	LITHIUM-ION 12.4 KWH
Value battery requires regular maintenance	Leak-free, spill proof design never needs refilling	For increased distance, especially in hilly terrain	Lightweight and hardworking for maximum range and 2-3X more battery life	Maximum range for shuttle and other high-demand applications



- Range on all Polaris electric vehicles will vary depending on temperature, grade, payload and driving style. Average range value includes testing at 25 mph with 332 lb of cargo and a stop/start every 1,000 ft on a flat grade.
- NEV values attained via testing in accordance with NEV America requirements with continuous use on a horizontal grade



J1772 3kW CHARGER

J1772 6kW CHARGER

UP TO 3X FASTER

UP TO 6X FASTER

EXTERIOR

- White or black body color
- Full doors
- Rear window
- Rear carrier options
- Rear cargo net
- Bumper options
- Windshield washer
- In-windshield defrost
- LED headlights
- Beacon light
- Light bar

INTERIOR

- Heater
- Two-tone gray seats
- Floor mats
- Cupholder
- Underseat storage
- Stereo

HANDLING & POWER

- 3 kW or 6 kW J1772 Charger
- Tilt steering
- Electronic power steering
- 14" Aluminum wheels
- 8.9 or 12.4 kW
- Li-ion battery options

*Compared to a standard onboard 1kW charger. Polaris® LSVs comply with the NHTSA Low Speed Vehicles rules and regulations and can be operated on many streets with posted speed limits of 35 mph or less. Check local laws regarding street use and vehicle equipment requirements. Drivers must be at least 16 years old with a valid driver's license. Driver and passengers should always wear seat belts. Where appropriate for work and riding conditions, helmets and eye protection should also be worn. Never engage in stunt driving, and avoid excessive speeds and sharp turns. Never drink and drive. Range on all Polaris® electric vehicles will vary depending on temperature, grade, payload, and driving style. All pricing, specifications, claims, and information contained in this brochure are based on information available at the time of publication. Polaris® assumes no responsibility for any inaccuracies, opinions, or omissions in those publications. All pricing, specifications, and descriptions are subject to change without notice, and Polaris® assumes no responsibility for changes in pricing or specifications. Unless otherwise noted, all trademarks are the property of Polaris Industries Inc. ©2021 Polaris Industries Inc.

BUILD YOUR GEM AT

POLARIS.COM/GEM

